

Audi Wire Housings and Pins

Unit	Connector ID	Connector type	Female					Male				
			Housing	Pins only	Repair Wire 0.5mm	Repair Wire 1.0mm	Repair Wire 2.5mm	Housing	Pins only	Repair Wire 0.5 mm	Repair Wire 1.0mm	Repair Wire 2.5mm
RNS-E	A	8-pin (4x2)	3B7 035 447	N 906 844 05	000 979 021	000 979 133	000 979 225		N 103 189 05	000 979 022	000 979 134	000 979 226
RNS-E	B	12-pin (6X2)	3B7 035 447 A		000 979 009					000 979 012		
RNS-E	C	12-pin (6X2)	3B7 035 447 B		000 979 009					000 979 012		
RNS-E	D	8-pin (4x2) quad lock	3B7 035 444	N 906 844 05	000 979 021	000 979 133	000 979 225		N 103 189 05	000 979 022	000 979 134	000 979 226
RNS-E	A/V Input	32-pin (16x2) grey	1J0 972 977 G		000 979 009					000 979 012		
Sym/Concrt	I	20-pin (single black)	4B0 972 643	N 103 358 07	000 979 019	000 979 131			N 103 361 05	000 979 020	000 979 132	
Sym/Concrt	I	6-pin yellow	4A0 972 643	N 103 358 07	000 979 019	000 979 131			N 103 361 05	000 979 020	000 979 132	
Sym/Concrt	I	6-pin green	4A0 972 643 A	N 103 358 07	000 979 019	000 979 131			N 103 361 05	000 979 020	000 979 132	
Sym/Concrt	I	8-pin blue	4A0 972 643 B	N 103 358 07	000 979 019	000 979 131			N 103 361 05	000 979 020	000 979 132	
Sym/Concrt	II	8-pin (4x2) brown	357 035 447 A	N 906 844 05	000 979 021	000 979 133	000 979 225		N 103 189 05	000 979 022	000 979 134	000 979 226
Sym/Concrt	III	8-pin (4x2) black	357 035 447	N 906 844 05	000 979 021	000 979 133	000 979 225		N 103 189 05	000 979 022	000 979 134	000 979 226
Sym/Concrt	IV	10-pin (5x2) red	357 035 447 B	N 906 844 05	000 979 021	000 979 133	000 979 225		N 103 189 05	000 979 022	000 979 134	000 979 226
RNS-D	26-pin	26-pin (13x2)	3B0 919 754		000 979 010							
RNS-D	TMC	12-pin (6x2)	4A0 972 883		000 979 018					000 979 017		
RNS-D	I	20-pin (7-6-7)	4B0 972 643	N 103 358 07	000 979 019	000 979 131			N 103 361 05	000 979 020	000 979 132	
RNS-D	II	8-pin (4x2) brown	357 035 447 A	N 906 844 05	000 979 021	000 979 133	000 979 225		N 103 189 05	000 979 022	000 979 134	000 979 226
RNS-D	III	8-pin (4x2) black	357 035 447	N 906 844 05	000 979 021	000 979 133	000 979 225		N 103 189 05	000 979 022	000 979 134	000 979 226
SAT tuner	T8r	8-pin (4x2)	3B0 972 724	N 103 358 07	000 979 019	000 979 131		3B0 972 734	N 103 361 05	000 979 020	000 979 132	
SAT tuner	T8s	8-pin (8x1)	3D0 972 708		000 979 009			8E0 972 576		000 979 012		
CDC Glvbox	12-pin	12-pin (6x2)	6Q0 972 726	N 103 358 07	000 979 019	000 979 131		6Q0 972 736	N 103 361 05	000 979 020	000 979 132	
Telematics	42-pin	42-pin (21x2)	4E0 972 042		000 979 010							
BT Module	54-pin	54-pin (18x3)	4E0 972 144		000 979 010							
Microphone	2-pin	2-pin (2x1)	On mic harness		000 979 018			8D0 972 643		000 979 017		
VAG/OBDII	T16a	16-pin	8D0 972 695		000 979 011							
Cluster	B5/C5 green	32-pin (16x2)	8L0 972 977 C		000 979 018					000 979 017		
Cluster	B5/C5 blue	32-pin (16x2)	8L0 972 977 D		000 979 018					000 979 017		
Cluster	B5/C5 grey	32-pin (16x2)	8L0 972 977 H		000 979 018					000 979 017		
Cluster	B6/B7 green	32-pin (16x2)	1J0 972 977 C		000 979 009					000 979 012		
Cluster	B6/B7 blue	32-pin (16x2)	1J0 972 977 D		000 979 009					000 979 012		
Cluster	B6/B7 grey	32-pin (16x2)	1J0 972 977 G		000 979 009					000 979 012		
Strg. Wheel	T5d	5-pin yellow	1J0 973 605 E		000 979 018					000 979 017		
Strg. Wheel	T5h	5-pin black			000 979 018					000 979 017		
Strg. Wheel	12-pin	B6/early D3	8D0 972 208 A		000 979 018					000 979 017		
Strg. Wheel	12-pin	B7/C6/late D3	4E0 972 208 A		000 979 009					000 979 012		
MFSW	6-pin black	B7/C6/late D3	4B0 971 978		000 979 009					000 979 012		
Airbag	Single Stage	2-pin Blue	Unk.									
Airbag	Dual Stage	2-pin Orange	4E0 972 571									

[Airbag](#)

Dual Stage

2-pin Green

[4E0 972 571 A](#)

Note: The seventh digit of the repair wire part number (000 979 ?xx) indicates the wire size included. 0 = 0.5mm (20AWG), 1 = 1.0mm (18AWG), 2 = 2.5mm (14AWG), 3 = 4mm (12AWG), 4 = 6.0mm (10AWG)

All repair wires listed include 600mm long wire with a wire terminal on each end.

All "pins only" part numbers shown are for use with 1.0mm (18AWG) wire. Pins are also available for use with other wire sizes.

Many repair wires may be ordered with a part number suffix of "A" to indicate gold plated contacts.

Pins and wires are for use in Audi housings only and will not work in most PNP harness male housing ends.

[Back to nsxjr.com](#)





Audi




SEAT



3B7 035 447
GEHAEUSE
1 STUECK

LOT:05/5
MADE IN GERMANY

Volkswagen AG, Vertrieb Original Teile, Postfach 1451, 34219 Baunatal



N 906 844 05
2.8mm female
for 1.0mm wire




000 979 133
Repair Wire

2.8mm female



000 979 225
Repair Wire

2.8mm female




N 103 189 05
2.8mm male
for 1.0mm wire






000 979 009
Repair wire
0.63mm female






quad-lock
RNS-E

1J0 972 977 G
32-pin Female
B6/B7 cluster
RNS-E A/V Input








N 103 358 07
1.5mm female
for 1.0mm wire




000 979 131
Repair wire
1.5mm female




N 103 361 05
1.5mm male
for 1.0mm wire

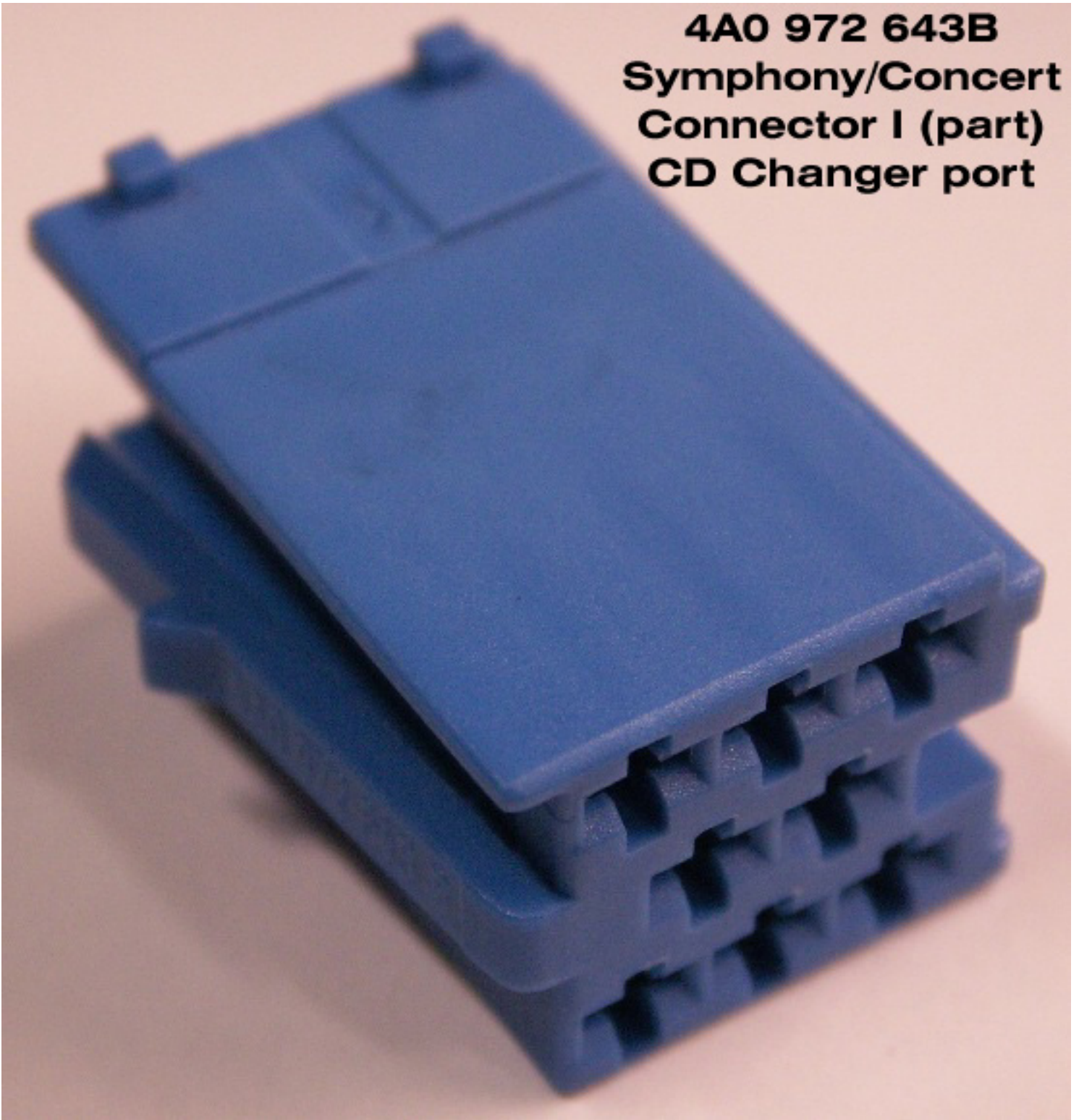
4A0 972 643
Symphony/Concert
Connector I (part)
Audio Line Outs



4A0 972 643A
Symphony/Concert
Connector I (part)
Data Communication




4A0 972 643B
Symphony/Concert
Connector I (part)
CD Changer port





A close-up photograph of a metal repair wire. The wire is silver-colored and has a yellow handle at the top left. The handle has two blue markings. The wire is threaded through a metal connector that has a female end. The connector is made of metal and has a locking mechanism. The wire is shown at an angle, highlighting its length and the connector's details.


000 979 010
Repair wire
0.63mm female



000 979 018
Repair wire
0.63mm female







Audi



SEPR T



BTL72-99755

1 STUECK

3D0 972 708

MADE IN GERMANY


T8s - Satellite Radio

Geschlossene Packung nicht zur
Abgabe an Letztverbraucher bestimmt










1 STUECK


4E0 972 144


54-pin Female Housing

MADE IN GERMANY









8D0 972 695
VAG/OBDII




000 979 011
Repair Wire
0.63mm female



T5d - B5/C5 Steering Wheel






**12-pin
Steering Wheel
B6/B7/C6/D3**

4E0 972 208A
steering wheel
to s/c ring
B7/C6/late D3




4B0 971 978
to steering wheel
multifunction buttons
B7/C6/late D3















**Orange Airbag
Dual-Stage
B7/C6/D3**

**Green Airbag
Dual-Stage
B7/C6/D3**



NSX JR's Information Downloads for newer Lamborghini and Audi electronics

Home

Welcome Audi, VW, and Lamborghini Enthusiasts

Installation Services

NEW STORE

Downloads

Donations

About "NSX JR"

Contact Me

Links

Feedback

Get started by clicking the buttons to the left to view information about my installation services, items that I currently have for sale, and the list of installation guides and technical documents that are available for free download. These are documents that I have compiled after the completion of various electronics projects in Audi and Lamborghini vehicles. This information is offered as-is, no warranty.



0034152

For General Information about Audi Navigation systems, please click and read the quick links at this website: www.navplus.us